

Becoming an Age Manager or Age Assistant

<https://www.coogeesurfclub.com.au/nippers-parents.html>

As a voluntary organisation we need help from you, the kids' parents and guardians, to be able to make Minnows an enjoyable experience for all our 900+ Nippers.

We are continually working to make the Coogee Minnows a club where all children feel proud to be a member, where they learn individual and team skills on the beach and in the surf, and above all where they have a great time each weekend. We are always looking for volunteers to help in the surf education activities.

Becoming an Age Manger Assistant or Age Manager is a great way to get onto the beach and participate in your child's (and their friend's) journey to becoming a surf life saver.

You need to have Age Manager Certificate to be on the beach

In order to be on the beach amongst our Nippers, you must have an Age Manager Certificate, be a registered member of the club and act in the role as Age Manager Assistant or Age Manager.

We require at least one parent in the U6 / U7 age groups to have the Age Manager Certificate to help your child (and other children) get the most of their time at Nippers.

What are my responsibilities?

An **Age Manager** works with nippers between the ages of 6 and 13, to develop their surf lifesaving and sport skills, by providing fun, safe and organised nipper activities.

An **Age Manager Assistant** supports the Age Managers in delivering activities, coordinating groups of children and supporting the participants in a fun and safe way.

How do I become an Age Manager Assistant (or an Age Manager)?

There are five requirements for becoming an age assistant and an additional step to becoming age manager.

1. [Become a member of Coogee Surf Club](#)
2. [Complete the SLS Child Safe Awareness course](#)
3. [Complete the Age Manager course online](#)
4. [Complete your working with children check \(WWCC\)](#)

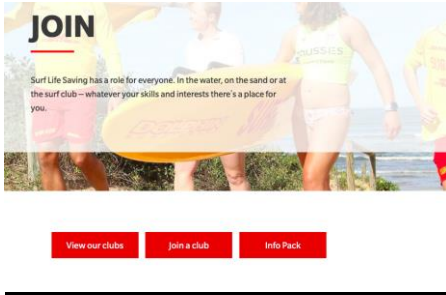
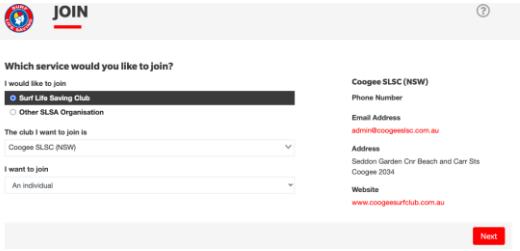
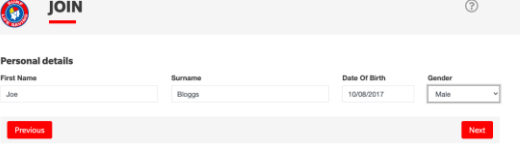
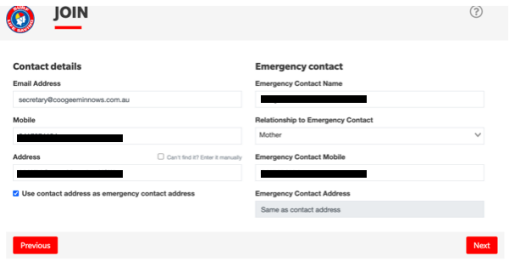

You are now an Age Manager Assistant - congratulations!!!

5. [Age Manager's self-nominate via the Minnows Secretary](#)

1. [Become a member of Coogee Surf Club](#)

- You will be joining as a General Member (Nipper Parent)

Go to - <https://www.surflifesavingq.com.au/join>

	<ul style="list-style-type: none"> ● Click Join Club
	<ul style="list-style-type: none"> ● ensure that you select Surf Life Saving Coogee SLSC (NSW) (not 'Coogee Beach (WA)'). ● As an Individual ● Click Next
	<ul style="list-style-type: none"> ● Fill in your details ● Click <u>Next</u>
	<ul style="list-style-type: none"> ● Fill In your details ● Click <u>Next</u>
	<ul style="list-style-type: none"> ● Select Desired Joining fee ● General Member Nipper Parent - \$60 ● Click Next

JOIN

Summary
You are joining
Coogee SLSC (NSW)

Member/s to join
Fred Bloggs 19/09/2014 Male

Contact Details
Emergency Contact
Parent/Guardian Contact

Order Summary
Please find below a summary of your order:
Fred Bloggs
Probationary - New Member Minors 1st Child \$165.00
Total \$165.00

- Check the details are correct
- Scroll down

Payment
Please make your payment below

Cardholder name
[Input field]

Credit card number [Input field] **VISA**

Expiry date
Month [Dropdown] / Year [Dropdown]

Security code [Input field]

- Complete Payment Details
- Scroll down

Create a Members Area Account
To keep track of your membership application, an account will be created for you in our Members Area. Use this account to manage your membership once you become a member. An email will be sent to you asking you to activate your account.

Preferred Username [Input field] **Password** [Input field]

SLSA Membership application and declaration

I have read, understood, acknowledge and agree to the declaration including the warning, exclusion of liability, release and indemnity. I acknowledge that if my application for membership is successful I will be entitled to all benefits, advantages, privileges and services of SLSA membership.

I am the parent or guardian of the applicant.

I authorise and consent to the applicant undertaking the SLS Activities. In consideration of the applicant's membership being accepted I expressly agree to be responsible for the applicant's behaviour and agree to personally accept in my capacity as a parent or guardian the terms set out in this membership application and declaration including the provision by me of a release and indemnity in the terms set out above. In addition I agree to be bound by and to comply with the SLSA constitution and any regulations and policies made under it.

I have read, understand, acknowledge and agree to the declaration and application and conditions of membership. I warrant that all information provided is correct.

[Previous](#) [Next](#)

- Create **Username** and **Password** for yourself
- Please ensure you record the **USERNAME** and **PASSWORD** in a safe place. You will require them for future SLS Member transactions
- Tick the declarations
- Click Next

MEMBERS AREA

RENEW
You have completed your renewal to Coogee SLSC
Your order number is # [Redacted]

The application needs to be approved before you become a member and you must fulfil all of the Terms and Conditions of the membership process required by SLSA and the Club.

Step 1: **DONE** ✓ - Your online application has now been submitted

Step 2: **DONE** ✓ - Your payment of [Redacted] was received.

- You have now applied to join Coogee SLSC and paid for membership

SLS Members Area: Activate Your Registration [External](#) [Inbox x](#)

noreply@members.sls.com.au
to me ▾

Hi Joe Bloggs,
Your account for JBloggs in the SLS Members Area has been created.

Please click [here](#) to activate your account.

Regards,
SLSA

[Reply](#) [Forward](#)

- Please check your email to activate your registration
- Activate your account

<p>Your membership application and payment to Coogee SLSC (NSW) 📧 📧</p> <p>noreply@members.sls.com.au to me, admin - 10:12 (10 minutes ago) 📧 📧</p> <p>Hi Joe Bloggs,</p> <p>Thank you for submitting your application for membership to Coogee SLSC (NSW). The application needs to be approved before you become a member and you must fulfil all of the Terms and Conditions of the membership process required by SLSA and the Club.</p> <p>You can view the status of your membership application by logging in to SLS Members Area.</p> <p>Further email notifications will be sent once your application has been updated/processed.</p> <p>Order Summary # [REDACTED]</p> <p>Please find below a summary of your order. Your order number is #10961</p> <p>Joe Bloggs [REDACTED]</p> <p>Regards, SLSA</p>	<ul style="list-style-type: none"> ● Retain your membership application email response ● Retain your receipt
--	--

Do not forget to check your email (Spam and Junk) to activate your members area account

-
- Once your membership is paid and accepted by the club, you will then have access to the eLearning Portal.

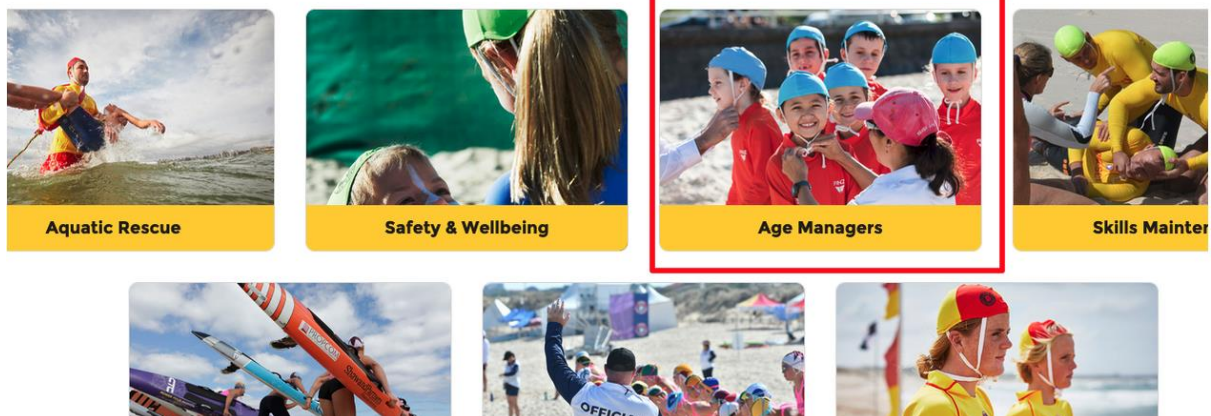
1. Complete the Child Safe Awareness AND Age Manager courses

1. Go to the [SLS Members area](#) and log in.
2. Select "eLearning" from the tabs across the top.



3. Select the link to transfer you to the eLearning Portal
4. Scroll down and select Age Manager Courses

Course Categories



5. Complete the SLS Child Safety Awareness AND SLS Age Manger Courses



Courses in SLS - Age Managers

The screenshot shows a grid of course cards. The first card is 'SLS - Child Safe Awareness' with a description: 'The Child Safe Awareness Course assists the Surf Life Saving community to build awareness and education in...'. The second card, highlighted with a red border, is 'SLS - Age Managers' with a description: 'The SLSA Age Managers course has been developed to assist you with your role as an age manager...'. The third card is 'SLS - Inclusive Beaches - An Introduction' with a description: 'Inclusive Beaches - An Introduction'. Below the cards are two more images: one of a lifeguard pointing at the ocean and another of a group of people on a beach. To the right is a blue button that says '2023 AGE MANAGER SKILLS MAINTENANCE'.

6. Once you have completed the course, email certificate of completion to the Minnows secretary and education officer (secretary@coogeeinnows.com.au, education@coogeeinnows.com.au).

2. Working with Children Check (WWCC)

Apply for a working with Children Check with Service NSW. Once you have received your WWCC Number, please submit this, the expiry date and your Date of Birth to the Minnows Secretary. The Coogee SLSC Child Protection Officer will verify your details.

3. You are now ready to pick up your light blue shirt and meet us on the beach.

PLEASE RETAIN A COPY OF YOUR CERTIFICATE OF COMPLETION TO SHOW AT THE APPAREL KIOSK TO COLLECT YOUR LIGHT BLUE SHIRT

Congratulations! You are now an Age Manager Assistant! See you on the beach!

4. Age Manager's self-nominate with the Minnows Secretary

If you would like to take on the responsibility of leading a Minnows age group. Please self-nominate with the Minnows Secretary. There needs to be a minimum of 2 Age Managers per age group.

Additional information

[SLS Age Manager Certificate information](#)

[SLS Age Manager role description](#)

[SLS Age Manager Learner Guide](#)

Contact: education@coogeeminnows.com.au